GEOGRAPHICALLY TARGETED HOUSING OUTREACH STAKEHOLDER REPORT JULY 31, 2025

The streets of Kent County were never meant to be homes.

Dear Esteemed Partners and Community Members,

As we close another impactful quarter of our Geographically Targeted Housing Outreach (GTHO) initiative, we are proud to share the strides we've made together in our mission to end homelessness. This quarter alone, 12 individuals have transitioned from the streets into stable housing, bringing our total to 95 lives transformed through the GTHO Program. Even more compelling, 88% of those we engaged were ready to begin their housing journey immediately, underscoring both the urgency of the need and the effectiveness of our approach.

At Community Rebuilders, we believe that strategic, cost-effective action is the cornerstone of lasting change. With an average investment of $12,521.45 per person, our model delivers not only housing but also hope—at a fraction of the public cost of unmanaged homelessness. These efforts ease pressure on emergency services, improve public safety, and contribute to the vibrancy of our neighborhoods.

This quarter's success is more than numbers—it's about stories. From the streets to permanent homes, our participants are reclaiming their futures. One client shared, *"We didn't know what our future held. Now, thanks to Community Rebuilders, we have a place to call home and a second chance."*

Our work continues to strengthen the social and economic fabric of Grand Rapids. Every housing placement is a step toward a more resilient, inclusive city. Your support fuels this momentum, and we invite you to deepen your engagement as we expand our reach and refine our impact.

Thank you for being part of this transformative journey. Together, we are not just changing lives—we are rebuilding community.

With heartfelt gratitude,

Vera Beech, Executive Director
Community Rebuilders

A SECOND CHANCE

"We'd like to say thank you. Thank you to everyone at Community Rebuilders that helped us get housing. When were homeless, we honestly didn't know what our future was going to be like, let alone, where we were going to be on a daily basis, other than sleeping on the church porch.

We can't thank you all enough for the support, the help, and most of all, the patience. There aren't enough thank yous in the world to express our gratitude and appreciation for all of you there at Community Rebuilders.

You really have given us a second chance at being able to call someplace home. *I just wish we could give you all something in return for all the help, for not giving up on me and my son like so many others already have.*

I'm a firm believer that actions speak louder than words, the actions brought on by you all at Community Rebuilders has shown us that decent good people still do exist.

So, from me and my son, we deeply say thank you kindly for everything."

-GTHO Participant

We thank our current partners for your continued effort to end homelessness in our community.

City of Grand Rapids | Kent County | Downtown Grand Rapids Inc. | Grand Rapids Police Department | Downtown Grand Rapids Businesses | Grand Rapids Area Coalition to End Homelessness

DATA-CENTRIC INSIGHTS

OUTREACH METRICS (UNSHELTERED)

The data below is a snapshot of consumers who are unsheltered and their path to moving off of the streets and into temporary accommodations while searching for permanent housing of their own.

Q8 April 2025 - June 2025	
Total number of unsheltered persons*	16
Total number of unsheltered households*	15
Contacts made prior to engagement (households)	8
Contacts resulting in same day engagement (households)	4
% of engaged households	87%
Contacts made after engagement (households)	0
Average length of time in Street Outreach	8 days

*duplicative

Contacts: Direct efforts to guide individuals from the streets to the security of a home.
Engagement: The mutual commitment between our team and the individual to actively pursue stable housing.

CONSUMERS SERVED BY LOCATION

MONROE CENTER
31 CONSUMERS

VETERANS PARK
50 CONSUMERS

DIVISION
14 CONSUMERS

HOUSING METRICS

The chart below details the consumers' current living situation during Q8 of the project. Consumers who moved into Permanent Housing during previous quarters are not represented in this map.

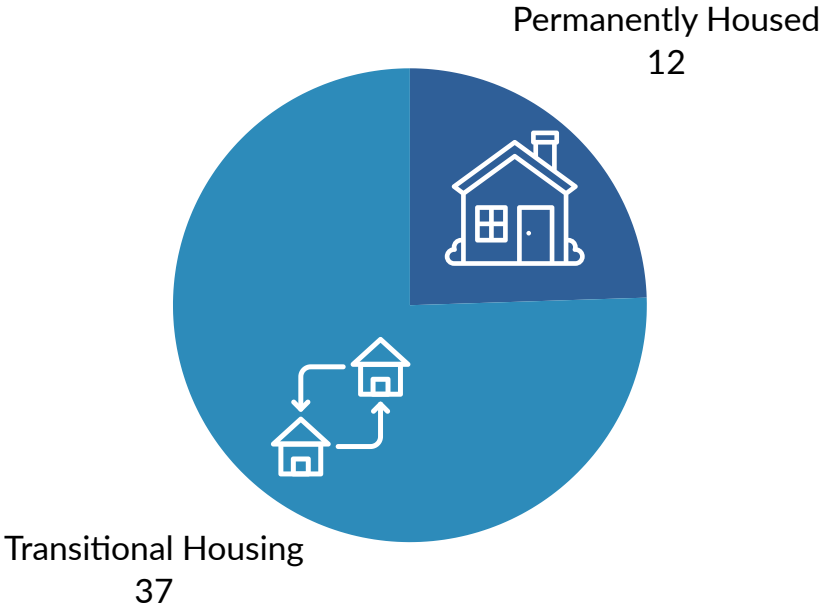

UNDERSTANDING THE INVESTMENT: THE COST OF CARE

Every individual we serve is unique, and so are their needs. As we work diligently to provide a bridge from the streets to a stable home, it's important to transparently share the investment behind these efforts. The following section breaks down the costs associated with serving our community members to date. By understanding these figures, we can better appreciate the value of each step taken towards a brighter, more stable future for all.

Q8 April 2025 - June 2025			
	Total Cost	**Persons Served**	**Per Person Cost**
Bridge Housing	$61,692.00	37	$1,667.35
Rapid Re-housing	$29,830.83	4	$7,457.71
Other Direct Financial Assistance	$12,220.23	37	$330.28
Supportive Service (Staffing/OH)	$113,446.31	37	$3,066.12
Totals	**$217,189.37**		**$12,521.45**

A CLOSER LOOK: WHO ARE WE SERVING?

Beyond the numbers and financials, it's crucial to understand the faces and stories behind our costs. As we break down our expenditure, let's also shed light on the diverse range of individuals we've had the privilege to serve. Their backgrounds, experiences, and needs provide context to our investments and illuminate the real, human impact of our work.

GENDER

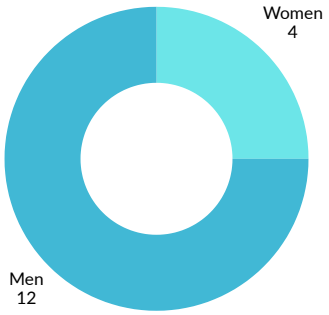

RACE

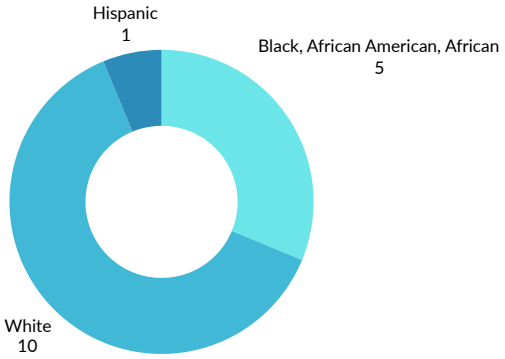

AGE RANGE

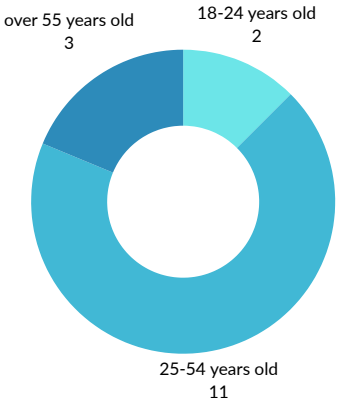

DISABILITY

CHRONIC HOMELESSNESS